

## INSTALLATION INSTRUCTIONS BATH ACCESSORIES 9501 SERIES

### PREPARATION

- **Before You Begin:** Before installing any Dawn product in your new or remodeled kitchen, you should make sure that you are in compliance with all local plumbing codes.
- **Check The Accessory Items:** Before installation, please check the condition of the product and, if appropriate, its components. If there is any problem with the product and/or its components, please contact the store you purchased it from for a replacement. As soon as you have inspected your product, please return it to its original packaging until you are ready to install it.
- **Handle With Care:** To protect the finish of the product and avoid any possible damage before and after installation, please handle the product with care. Wipe the product clean with a damp cloth. Use only water or a non-abrasive detergent, and wipe dry with a clean cloth.

### TOOLS

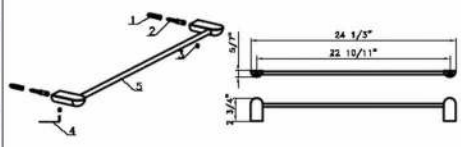
Self-tapping Screws (included), Allen Key (included), Level, Screwdriver, Eye Protection, Pencil, Tape Measure, Drill and Drill Bits

### IMPORTANT INFORMATION

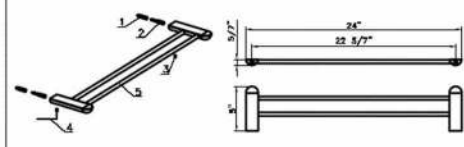
- For proper installation, select a drill bit based on the type of finished wall material and/or other special tools as needed, especially when attached to ceramic tiles, glasses, or marble surfaces, to prevent damage.
- Use a level, where applicable, to make sure the accessory is straight and aligned properly.
- Before drilling, mark mounting holes with a pencil to ensure proper position and size, Ø6mm mounting holes recommended.

### PART LIST

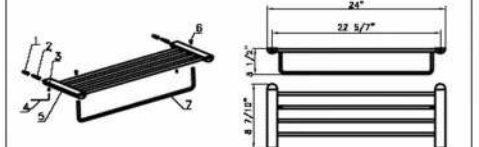
| 95010101 | No.              | Description        | Qty |
|----------|------------------|--------------------|-----|
|          | <b>Towel Bar</b> |                    |     |
|          | 1                | Screw Anchor       | 2   |
|          | 2                | Self-tapping Screw | 2   |
|          | 3                | Fastening Screw    | 2   |
|          | 4                | Allen Key          | 1   |
|          | 5                | Bar                | 1   |



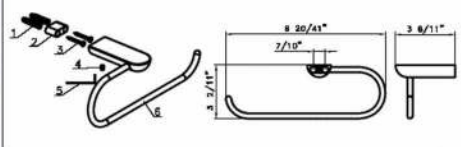
| 95010102 | No.                      | Description        | Qty |
|----------|--------------------------|--------------------|-----|
|          | <b>Double Towel Rail</b> |                    |     |
|          | 1                        | Screw Anchor       | 2   |
|          | 2                        | Self-tapping Screw | 2   |
|          | 3                        | Fastening Screw    | 2   |
|          | 4                        | Allen Key          | 1   |
|          | 5                        | Bar                | 1   |



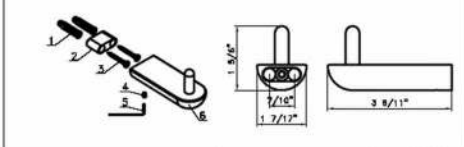
| 95010202 | No.                       | Description        | Qty |
|----------|---------------------------|--------------------|-----|
|          | <b>Double Towel Shelf</b> |                    |     |
|          | 1                         | Screw Anchor       | 2   |
|          | 2                         | Self-tapping Screw | 2   |
|          | 3                         | Fastening Screw    | 2   |
|          | 4                         | Allen Key          | 1   |
|          | 5                         | Shelf              | 1   |
|          | 6                         | Screw              | 2   |
|          | 7                         | Pole               | 1   |



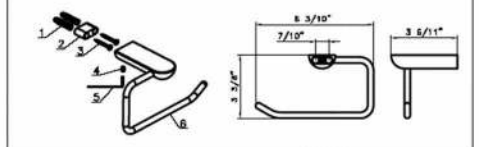
| 95010103 | No.               | Description        | Qty |
|----------|-------------------|--------------------|-----|
|          | <b>Towel Ring</b> |                    |     |
|          | 1                 | Screw Anchor       | 2   |
|          | 2                 | Seat               | 1   |
|          | 3                 | Self-tapping Screw | 2   |
|          | 4                 | Fastening Screw    | 1   |
|          | 5                 | Allen Key          | 1   |
|          | 6                 | Ring               | 1   |



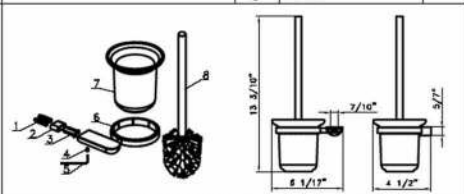
| 95010301 | No.         | Description        | Qty |
|----------|-------------|--------------------|-----|
|          | <b>Hook</b> |                    |     |
|          | 1           | Screw Anchor       | 2   |
|          | 2           | Seat               | 1   |
|          | 3           | Self-tapping Screw | 2   |
|          | 4           | Fastening Screw    | 1   |
|          | 5           | Allen Key          | 1   |
|          | 6           | Hook               | 1   |



| 95010501 | No.                         | Description        | Qty |
|----------|-----------------------------|--------------------|-----|
|          | <b>Toilet Tissue Holder</b> |                    |     |
|          | 1                           | Screw Anchor       | 2   |
|          | 2                           | Seat               | 1   |
|          | 3                           | Self-tapping Screw | 2   |
|          | 4                           | Fastening Screw    | 1   |
|          | 5                           | Allen Key          | 1   |
|          | 6                           | Holder             | 1   |



| 95011001 | No.                              | Description        | Qty |
|----------|----------------------------------|--------------------|-----|
|          | <b>Toilet Brush &amp; Holder</b> |                    |     |
|          | 1                                | Screw Anchor       | 2   |
|          | 2                                | Seat               | 1   |
|          | 3                                | Self-tapping Screw | 2   |
|          | 4                                | Fastening Screw    | 1   |
|          | 5                                | Allen Key          | 1   |
|          | 6                                | Holder             | 1   |
|          | 7                                | Vessel             | 1   |
|          | 8                                | Brush              | 1   |





## INSTALLATION INSTRUCTIONS BATH ACCESSORIES 9501 SERIES

### CARE AND CLEANING

- Use bath accessories as they are designed to be used. Do not put overweight items on any bath accessories.
- Use only mild, non-abrasive cleaning or polishing solutions. After applying cleaner, rinse with water immediately and wipe dry with a clean, soft cloth completely. Do not allow cleaners to stay on surfaces. Never use any abrasive materials.
- For best results, clean bath accessories once a week. Rinse surfaces thoroughly and wipe dry with a clean, soft cloth.

### WARRANTY

All Dawn products have been manufactured and tested to the highest quality standards by Dawn Kitchen & Bath Products, Inc. ("Dawn"). This warranty is limited to Dawn products purchased and installed in the United States. Dawn Kitchen & Bath Products, Inc. warrants its products to be free from manufacturing defects in material and workmanship during normal residential use for as long as the original consumer purchaser owns his or her home. This warranty only extends to the original consumer purchaser and this warranty is non-transferable. If any defect is found in normal residential use, Dawn Kitchen & Bath Products, Inc. will, at its election, repair, provide a replacement part of product, or make appropriate adjustment at no charge (excluding labor charges and other incidental or consequential costs). Damage to a product caused by accident, misuse, or abuse is NOT covered by this warranty. Improper care and cleaning will void the warranty. If Dawn is unable to provide a replacement and repair cannot be made, Dawn may elect to refund the purchase price to the original consumer purchaser in exchange for the return of the product. (*IMPORTANT:* The original consumer purchaser should be responsible for inspecting products upon receipt. Any defective product should be reported immediately and should NOT be installed.)

*THIS WARRANTY DOES NOT COVER, AND DAWN DISCALIMS ANY LIABILITY FOR:*

- Conditions or damage NOT resulting from defects in material or workmanship.
- Conditions or damage resulting from
  - normal wear and tear, improper installation, improper maintenance, misuse, abuse, negligence, accident or alteration, or
  - the use of abrasive cleaning products or the use of the product in any manner contrary to the product instructions, or
  - conditions in the home such as excessive water pressure or corrosion.
- Labor, shipping, or other costs for the disconnection, deinstallation, or return of the product for warranty service, or costs for installation or reinstallation of the product.
- Parts, accessories, connected materials, or related products not manufactured by Dawn.

Dawn reserves the right to inspect any Dawn product reported to be defective prior to any repair or replacement. Repair and replacement costs EXCLUDE shipping, labor, and consequential expenses. To request warranty service, please contact Dawn Customer Service at toll-free 1-877-Dawn-USA. *NOTE:* Proof of purchase (original sales receipt) and description of problem must be provided with all warranty claims.

### RETURN POLICY

You may only return new, uninstalled, or unused items sold and fulfilled by Dawn Kitchen & Bath Products, Inc. for a full refund within 30 days of delivery. Items must be returned in its original package. Returns of used items or returns after 30 days of delivery may be accepted with a 15% restocking fee. Dawn will pay for return shipping costs only if the return is a result of our fault. If you receive a faulty product and need to exchange it for the same product, please contact our customer service via phone, fax, or e-mail to request a replacement. If you would like to exchange a product for a different one, please first return the original product to our location at [27688 Industrial Blvd., Hayward, CA 94545](http://www.dawnusa.net) and then place a new order.

*PARTIAL REFUNDS MAY BE GIVEN TO:*

- Most of the items that are returned after 30 days of delivery
- Any item not returned in the condition it was delivered
- Any item that has obvious signs of use
- A 15% restocking fee will apply to all used items or items returned after 30 days of delivery.

### ASKING FOR ASSISTANCE

Customer Service Department  
Dawn Kitchen & Bath Products, Inc.  
27688 Industrial Blvd.  
Hayward, CA 94545  
Toll-Free: 877-DAWN-USA (877-329-6872)  
Tel: (510) 723-0088  
Fax: (510) 723-0099  
E-mail: [dp@dawnusa.net](mailto:dp@dawnusa.net)  
Web: [www.dawnusa.net](http://www.dawnusa.net)