

BOCCHI

MILANO 12

Lavatory



Product Code

1392-XXX-0126

FEATURES

- Fine fireclay construction
- Single hole faucet setting
- Wall-hung corner mount
- Includes mounting hardware

Standard Color
White (001)

Special Color
Biscuit (014)

Premium Colors
Matte White (002), Matte Ice Blue (029),
Matte Mint Green (033), Matte Gray (006), Black
(005), Matte Black (004), Sapphire Blue (010),
Orange (012)

DIMENSIONS

NOMINAL DIMENSIONS

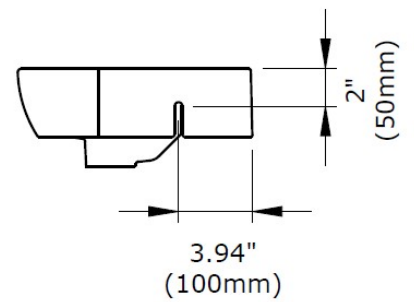
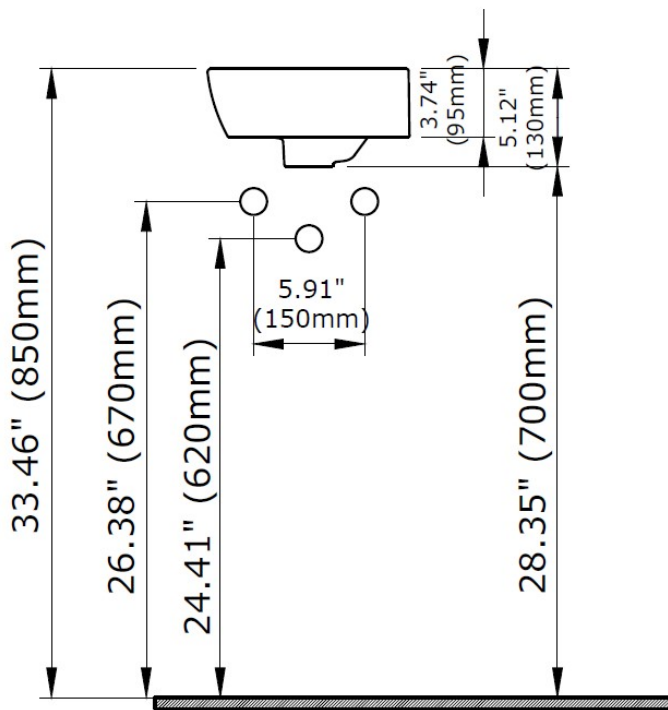
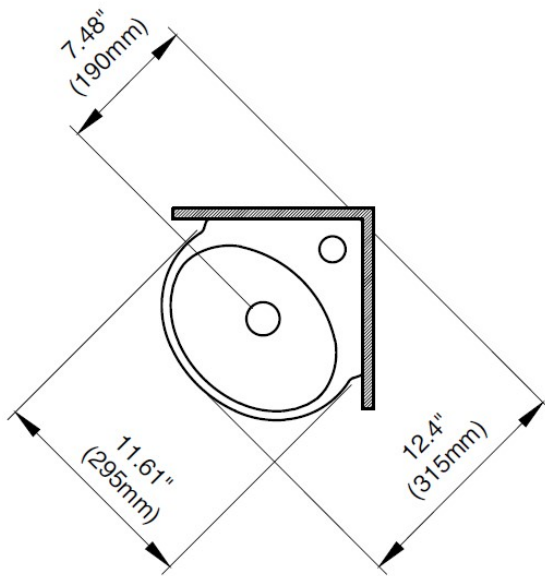
13.4" extension along each wall x 11.61" wide
in front x 3.74" tall
(315 x 295 x 95 mm)

COMPONENTS INCLUDED THE BOX

Wall-mounting hardware (requires proper
reinforcement in wall)

COMPLIANCE CERTIFICATIONS

Meet or Exceeds ASME A112.19.2 / CSA B45.1



NOTES:

Refer to installation instructions supplied with bathroom sink for wall mount, countertop or console leg installations.

Due to the fireclay process, dimensions may vary. Please use the actual sink that you will be installing in order to determine the cutout dimensions for countertop installation.

CAUTION: Sink is heavy! Installer must provide adequate reinforcement for all load-bearing supports in accordance with installation instructions supplied with bathroom sink. Metal Console legs are optional and not designed to be load-bearing, proper wall reinforcement is still required.

IMPORTANT: Dimensions of fixtures are nominal and may vary within the range of tolerance established by ANSI standards. These measurements are subject to change or cancellation. No responsibility is assumed for use of superseded or voided pages.