

# BOCCHI

## PARMA 33

### Lavatory



- Metal console legs (3930 0001X)  
Available colors:  
3930 0001S = Brushed Nickel  
3930 0001F = Matte Black  
3930 0001G = Matte Gold

### Product Code

1124-XXX-012X

### FEATURES

- Fine fireclay construction
- Single hole option= 1124-xxx-0126
- 3-hole option= 1124-xxx-0127
- May be wall-mounted, counter set, or used with metal console legs (3930 0001X)
- With overflow

### Standard Color

White (001)

### Premium Colors

Matte White (002), Black (005),  
Matte Black (004)

### DIMENSIONS

#### NOMINAL DIMENSIONS

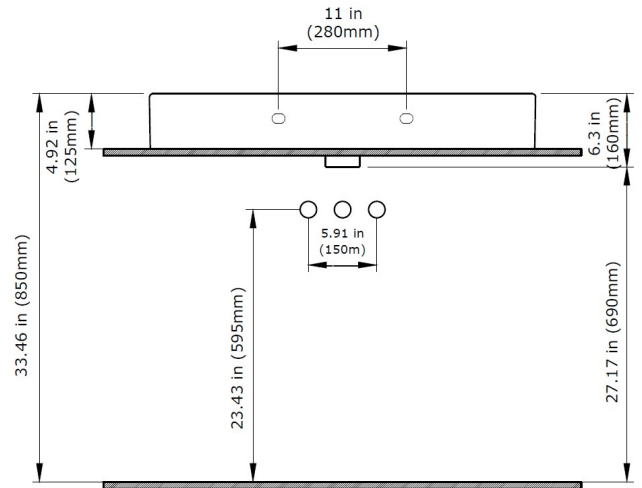
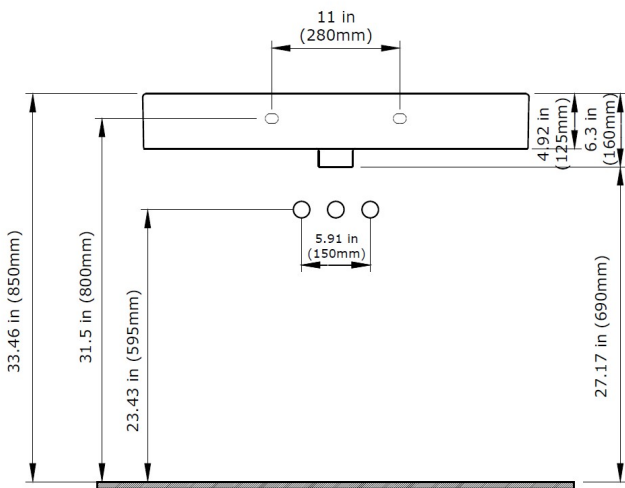
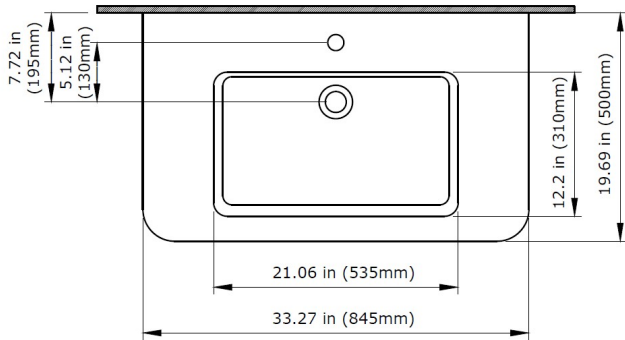
33.27" x 19.69" x 6.3"  
(845 x 500 x 160 mm)

### COMPONENTS INCLUDED THE BOX

Wall-mounting hardware (requires proper reinforcement in wall)

### COMPLIANCE CERTIFICATIONS

Meet or Exceeds ASME A112.19.2 / CSA B45.1



**NOTES:**

Refer to installation instructions supplied with bathroom sink for wall mount, countertop or console leg installations.

**Due to the fireclay process, dimensions may vary. Please use the actual sink that you will be installing in order to determine the cutout dimensions for countertop installation.**

**CAUTION:** Sink is heavy! Installer must provide adequate reinforcement for all load-bearing supports in accordance with installation instructions supplied with bathroom sink. Metal Console legs are optional and not designed to be load-bearing, proper wall reinforcement is still required.

**IMPORTANT:** Dimensions of fixtures are nominal and may vary within the range of tolerance established by ANSI standards. These measurements are subject to change or cancellation. No responsibility is assumed for use of superseded or voided pages.