

R6036IS

59.875" x 36" x 20"

GENERAL SPECIFICATIONS:

Installation: Alcove


Material: Acrylic

Plumbed Weight: 135 lbs / 61 kg

Soaker Weight: 115 lbs / 52 kg

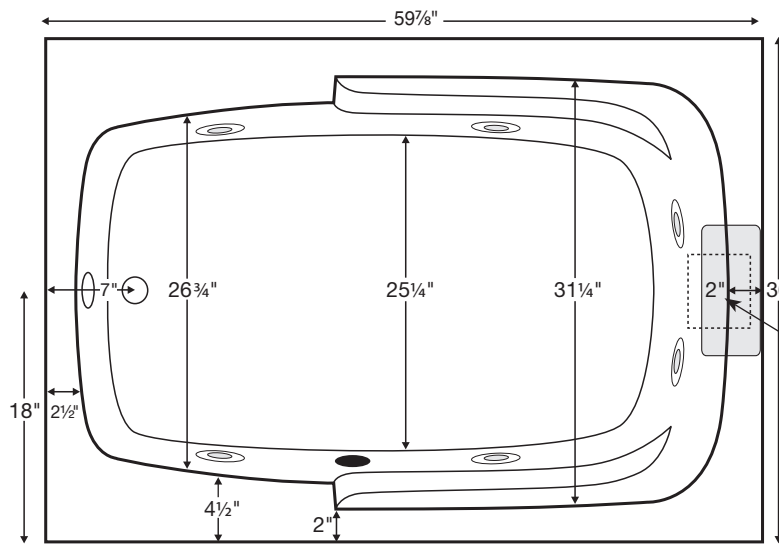
Average Fill: 31 gal to above jet level

Maximum Fill: 61 gal to overflow



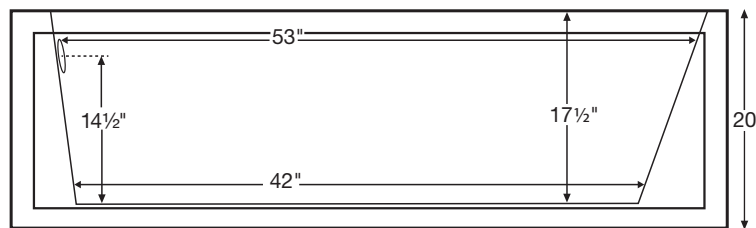
Features integral front skirting, armrests & factory installed tile flange on 3 sides.

NOTE: Filling this tub to the maximum may require an above average size or dedicated water heater.



Shown with Whirlpool Package

<p>Compliance Label Model MTXXXX Made in USA Complies with ANSI Z124.1-1995 CSA Certified C/US</p>
--



ELECTRICAL SPECIFICATIONS

- Required Electrical Service - 110 Volt
- Air Bath or Whirlpool - 1-15 amp GFCI
- Soaker - Inline Heater - 1-15 amp GFCI
- Air Bath - Inline Heater - 1-15 amp GFCI
- Whirlpool - Inline Heater - 1-15 amp GFCI

CSA Certified C/US; ANSI Z124.1
 CSA Certified C/US; ANSI 112.19.7

IMPORTANT ORDERING & INSTALLATION INFORMATION:

- Before ordering or installing, please consider future access to all equipment.
- Please measure tub on-site before building tub decking.
- Add bedding compound to fully level and support bottom of tub.
- Tubs equipped with an air bath or a pre-leveled foam base are designed to rest on the floor without bedding compound, provided the floor is level.
- Overall tub height is increased by approx. 2-3" when tub is equipped with any air bath package.
- Jet, pump & blower locations are predetermined and cannot be changed.
- Suction and control locations may vary.
- Specifications and configurations are subject to change without notice.
- Measurements are +1/2" and are subject to change without notice.
- Measurements herein supersede all others published prior to publication date shown below.

PACKAGE	PACKAGE CONTENTS	PART #
Soaker	Soaking bath - No jets. Includes an integral front skirting and 3-sided integral tile flange	R6036ISS
Air Bath	12 air jets, heated air blower, integral front skirting, 3-sided integral tile flange, pre-leveled foam base	R6036ISA
Whirlpool	6 point-massage jets, 1-bhp pump, integral front skirting and 3-sided integral tile flange	R6036ISW

<p>COLOR AND FINISH OPTIONS NOTE: Part codes for all options listed in parenthesis.</p> <p>Color Upgrade: Biscuit (RCOLOR)</p> <p>STANDARD OPTIONS NOTE: Part codes for all options listed in parenthesis.</p> <p>Quick Ship / Priority Soaker & Whirlpool (RQSHIP) Airbath (RQSHIPA)</p> <p>Inline Heater For Whirlpool (RHTI) Heater with Recirculating Pump for Soaker & Air Bath (RHTISOAK)</p> <p>Lift and Turn Drain & Overflow Chrome (RWOC) Brushed Nickel (RWOBN) White (RWOW)</p> <p>Pre-Leveled Foam Base 5' Tubs (RPLFOAM) 5.5' & 6' Tubs (RPLFOAM2)</p>



Front view of the integral skirt.